

This template is modular so you can arrange the scenes in any way you want. **If you have any problem customizing the project, drop me an email through my profile page and I'll be glad to help you.**

Always extract all the contents of the zip before you open the template (*.aep)

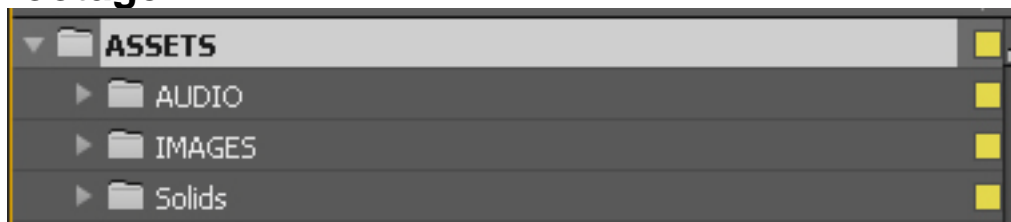
PROJECT STRUCTURE

Name	Comment
▶ ASSETS	
▶ PRECOMPS	
▶ SCENES	Scenes and placeholders here
▶ COLOR SETTINGS	Edit colors here
▶ RENDER COMP NTSC	Render this Comp
▶ RENDER COMP PAL	Render this Comp

This is the structure of the template when you first open the Project file.

ASSETS

This folder contains 3 subfolders to organize your footage.



The **AUDIO** sub-folder will be empty as the audio track is not included.

IMAGES

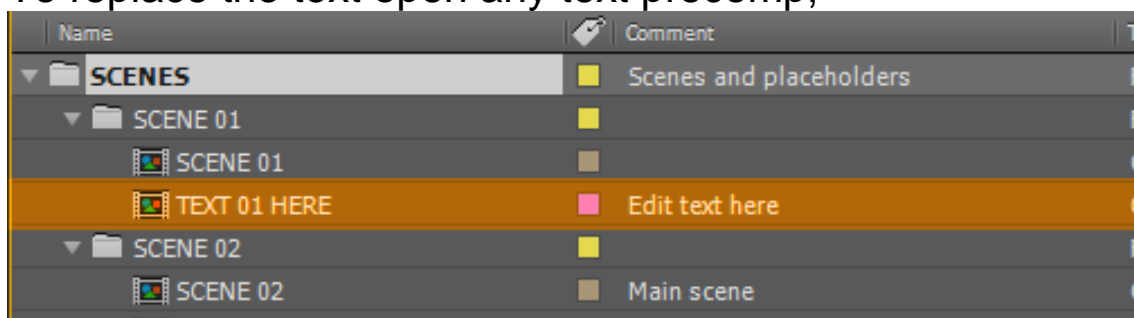
The **IMAGES** folder contains the free textures and images used in the project.

PRECOMPS

The PRECOMPS folder contains all the precomposed elements created in AE.

ADDING YOUR TEXT AND FOOTAGE

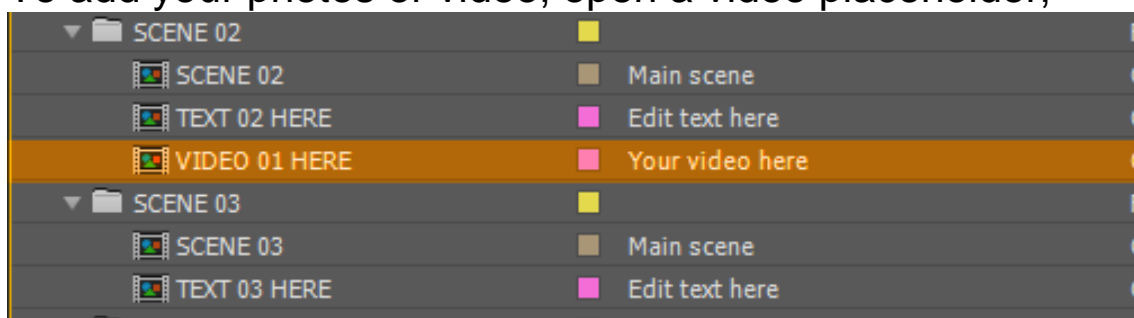
To replace the text open any text precomp,



double click on the text layer and enter the new text. You can use the **Character palette** to modify the text properties (font size, color, stroke, leading, etc).

All image and text placeholders have a fuchsia color tag.

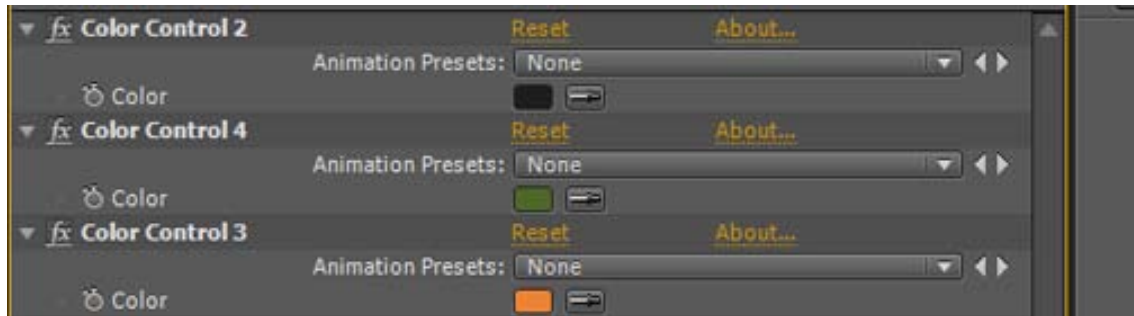
To add your photos or video, open a video placeholder,



and drop your image inside. You can scale the image to make it fit the frame

CHANGING THE COLORS

To change the default colors open the comp named "COLOR SETTINGS", select the layer named "COLOR SETTINGS PREVIEW" so the effects show up in the effects panel and use the color pickers to choose your custom colors



RENDER COMPS

There are 2 render comps, **RENDER COMP NTSC** and **RENDER COMP PAL**. Use **ntsc** if your footage is 29,97 fps and **pal** if you are working in 25 fps

If you have any trouble customizing the template, drop me an email through my profile page and I'll be glad to help you out.

Don't forget to rate the project and enjoy this new template by sonorafilms.

Here you can buy the audio track:

<http://audiojungle.net/item/dubstep-rhythmic/10577200>

Fonts used in the project:

<http://www.dafont.com/es/bebas-neue.font>

<http://www.dafont.com/es/roboto.font>

<http://www.dafont.com/es/lobster.font>

<http://www.1001fonts.com/open-sans-font.html>